

Weaving Tutorial for Beginners: Gorgeous Weaving Patterns to Enhance Your Home Décor

: The Art of Weaving

Weaving is an ancient and captivating art form that combines creativity, craftsmanship, and a touch of magic. With its endless versatility, weaving empowers you to transform simple threads into breathtaking textiles, wall hangings, and decorative pieces that add warmth and character to any space.

Tools and Materials for Weaving

- **Loom:** A device that holds the warp threads in place and allows you to pass the weft threads through.
- **Warp Threads:** Vertical threads that run lengthwise on the loom.
- **Weft Threads:** Horizontal threads that are passed through the warp to create the fabric.
- **Shuttle:** A tool used to carry the weft thread and pass it through the warp.
- **Scissors:** To cut the threads.
- **Winder:** To prepare the warp threads before weaving.

Step-by-Step Weaving Instructions

1. Preparing the Warp

- Measure the desired length of the warp and wind it onto the loom.

- Evenly space the warp threads across the loom.

2. Weaving the Weft

- Thread the weft through the shuttle.
- Pass the shuttle through the warp threads, alternating over and under.
- Beat the weft threads together with a comb or reed to create a dense weave.

3. Finishing the Fabric

- Cut the warp threads from the loom.
- Hem the edges to prevent fraying.
- Wash and dry the fabric to give it a finished look.

Gorgeous Weaving Patterns for Your Projects

Plain Weave



Weaving Tutorial For Beginners: Gorgeous Weaving


Patterns by Margaret Hubert

★★★★☆ 4.1 out of 5

Language : English
File size : 44507 KB
Text-to-Speech : Enabled
Screen Reader : Supported
Enhanced typesetting : Enabled
Lending : Enabled
Print length : 69 pages



A classic and versatile pattern that creates a sturdy and durable fabric. It is woven by alternating over and under each warp thread with each weft thread.



Twill Weave

A diagonal pattern that adds texture and interest to fabrics. It is woven by shifting the over and under sequence of the weft thread.



Basket Weave

A strong and decorative pattern that resembles the weave of a basket. It is woven by grouping warp threads and weft threads in pairs and weaving them over and under each other.



Tapestry Weave

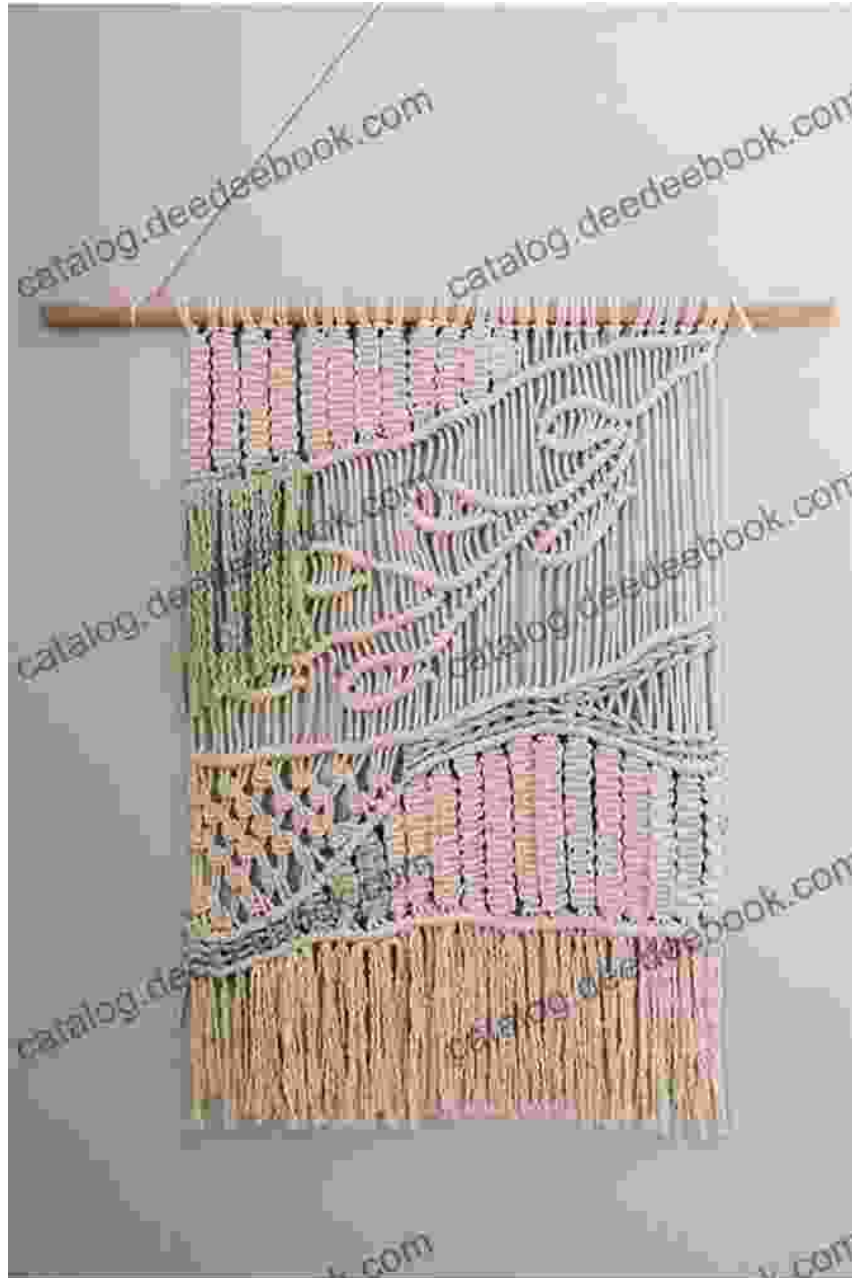
A complex and detailed pattern that allows for intricate designs and imagery. It is woven by using different colored weft threads to create patterns on the warp threads.



Breathtaking Project Ideas for Your Woven Creations

Wall Hangings

Add a touch of bohemian flair to your walls with handwoven tapestries featuring vibrant colors and intricate designs.



Rugs

Create cozy and stylish rugs that bring warmth and texture to your floors. Woven rugs can showcase various patterns and materials, such as wool, cotton, or jute.




Textiles

Elevate your home décor with unique and eye-catching textiles woven with different fibers, such as silk, linen, or velvet. These textiles can be used for curtains, tablecloths, and throw pillows.



: Unlocking Your Weaving Potential

With patience, creativity, and a touch of practice, weaving becomes an empowering and rewarding craft that unlocks endless possibilities for artistic expression. Embrace the beauty of this ancient art and weave your way to stunning home décor pieces that will add character and warmth to your living spaces.



Weaving Tutorial For Beginners: Gorgeous Weaving

Patterns by Margaret Hubert

★★★★☆ 4.1 out of 5

Language : English
File size : 44507 KB
Text-to-Speech : Enabled
Screen Reader : Supported
Enhanced typesetting : Enabled
Lending : Enabled
Print length : 69 pages



The Routledge Handbook of Feminist Peace Research: A Comprehensive Guide

The Routledge Handbook of Feminist Peace Research is a groundbreaking and comprehensive collection of essays that examines the intersections of...



Unveiling the Lyrical Mastery of Henri Cole's "Blizzard Poems"

In the realm of contemporary poetry, Henri Cole's "Blizzard Poems" stands as a testament to the transformative power of language and imagery. Through a...

