


Simply Stars Quilts That Sparkle: A Guide to Creating Stunning Celestial Masterpieces

Step into a world of celestial wonder with Simply Stars quilts, where traditional patterns meet shimmering fabrics to create breathtaking masterpieces that evoke the twinkling night sky. These quilts are a labor of love, combining the precision of traditional quilting with the captivating allure of sparkling fabrics. In this guide, you will embark on a journey to explore the techniques, tips, and inspiration behind these enchanting creations.




Simply Stars: Quilts That Sparkle by Alex Anderson

★★★★☆ 4.5 out of 5

Language	: English
File size	: 31490 KB
Text-to-Speech	: Enabled
Screen Reader	: Supported
Enhanced typesetting	: Enabled
Print length	: 209 pages
Lending	: Enabled
Paperback	: 43 pages
Item Weight	: 4.2 ounces
Dimensions	: 6 x 0.1 x 9 inches



1. Understanding the Simply Stars Quilt Pattern



caption: The Simply Stars quilt block is a variation of the traditional star quilt block, featuring a central star surrounded by smaller stars.

The Simply Stars quilt pattern is a variation of the traditional star quilt block, featuring a central star surrounded by smaller stars. The pattern offers a versatile foundation for creating a wide range of celestial-themed quilts, from subtle twinkling stars to bold and vibrant constellations. The key to achieving the signature sparkle is in the fabric selection, where shimmering fabrics and metallic accents bring the stars to life.

2. Fabric Selection and Color Play



caption: Choose fabrics with metallic accents, iridescent sheens, and subtle shimmers to create depth and sparkle in your Simply Stars quilt.

Fabric selection is paramount in capturing the celestial essence of Simply Stars quilts. Look for fabrics that shimmer and catch the light, such as metallics, iridescent fabrics, or fabrics with subtle shimmers. Rich shades of blue, gold, and silver evoke the colors of the night sky, while pops of accent colors can create a sense of depth and vibrancy.

3. Precision Piecing for Perfect Stars



caption: Precision piecing is essential for creating sharp and well-defined stars in your Simply Stars quilt.

Precision piecing is crucial for creating sharp and well-defined stars in your Simply Stars quilt. Use accurate cutting tools and take your time to match the points and seams precisely. Press your seams regularly to ensure a flat

and stable surface for further quilting. Interfacing can also be used to stabilize smaller pieces and prevent stretching or distortion.

4. Creative Embellishments and Quilting Techniques



caption: Experiment with creative embellishments and quilting techniques to add depth and character to your Simply Stars quilt.

Don't be afraid to experiment with creative embellishments such as beadwork, embroidery, or appliqué to add depth and character to your Simply Stars quilt. Hand-quilting or machine-quilting with metallic threads can further enhance the sparkling effect. Consider using variegated or ombre threads to create a subtle gradient effect in your quilting lines.

5. Inspiring Quilt Designs from the Stars




caption: Find inspiration for your own Simply Stars quilt by exploring a gallery of celestial-themed quilt designs.

Let the stars themselves inspire your Simply Stars quilt design. Observe the night sky and take note of the patterns, colors, and constellations that captivate you. Recreate these celestial wonders in your quilt, using fabrics

that mimic the shimmer and brilliance of the stars. Draw inspiration from astronomy books, celestial charts, or online resources to find unique and awe-inspiring ideas.

Creating Simply Stars quilts is a journey that combines technical precision with artistic expression. By embracing the techniques and inspiration outlined in this guide, you can craft your own stunning celestial masterpieces that will illuminate your living space and bring a touch of cosmic wonder into your life. Remember, the key to a sparkling Simply Stars quilt lies in the fabric selection, the precision of your piecing, and the creative embellishments you incorporate. With patience, skill, and a touch of celestial inspiration, you can create a quilt that will twinkle and shine for generations to come.



Simply Stars: Quilts That Sparkle by Alex Anderson

★★★★☆ 4.5 out of 5

Language	: English
File size	: 31490 KB
Text-to-Speech	: Enabled
Screen Reader	: Supported
Enhanced typesetting	: Enabled
Print length	: 209 pages
Lending	: Enabled
Paperback	: 43 pages
Item Weight	: 4.2 ounces
Dimensions	: 6 x 0.1 x 9 inches





The Routledge Handbook of Feminist Peace Research: A Comprehensive Guide

The Routledge Handbook of Feminist Peace Research is a groundbreaking and comprehensive collection of essays that examines the intersections of...



Unveiling the Lyrical Mastery of Henri Cole's "Blizzard Poems"

In the realm of contemporary poetry, Henri Cole's "Blizzard Poems" stands as a testament to the transformative power of language and imagery. Through a...