


Mastering Chords and Chord Progressions for the Ukulele: A Comprehensive Guide

Embark on an enthralling musical journey as we delve into the depths of ukulele chords and chord progressions. Whether you're a novice strumming your first melodies or an experienced player seeking to expand your repertoire, this comprehensive guide will empower you to unlock the ukulele's full potential.



Mastering Chords and Chord Progressions for the Ukulele Vol. 2 by Brad Benefield

★★★★☆ 4 out of 5

Language : English

File size : 39666 KB

Screen Reader : Supported

Print length : 89 pages



Chapter 1: Essential Open Chords

Open chords are the building blocks of ukulele harmony. They provide a solid foundation for strumming patterns, fingerpicking, and accompanying melodies. Let's explore the most common open chords:

- **C Major (C):** 032010
- **G Major (G):** 320003
- **F Major (F):** 201013
- **Am Minor (Am):** 002210

- **Em Minor (Em):** 022000

Practice exercises:

- Strum each chord in a steady rhythm.
- Switch between chords smoothly.
- Try fingerpicking patterns with the chords.

Chapter 2: Exploring Barre Chords

Barre chords extend the range of chords you can play on the ukulele. They involve barring one or more strings with your index finger, allowing you to create complex and sophisticated sounds.

- **Bm Barre Minor (Bm7):** x24232
- **D Barre Major (D):** xx0232
- **E Barre Major (E):** 022100
- **A Barre Minor (Am7):** x02010

Practice exercises:

- Practice barring the strings with a clear and strong finger.
- Work on transitioning between barre chords and open chords.
- Incorporate barre chords into fingerpicking patterns.

Chapter 3: Creating Captivating Chord Progressions

Chord progressions are the sequences of chords that form the harmonic foundation of songs. They have the power to evoke emotions, create tension and release, and add depth to your ukulele playing.

Some popular chord progressions for ukulele include:

- **I-IV-V (C-F-G):** A classic and versatile progression.
- **I-V-vi-IV (C-G-Am-F):** A progression with a sweet and folky feel.
- **Em-Am-C-G (Em-Am-C-G):** A progression often used in pop and rock songs.
- **G-C-D-Em (G-C-D-Em):** A progression with a bright and uplifting sound.

Practice exercises:

- Experiment with different chord progressions.
- Try changing the order and inversions of chords.
- Use chord progressions to create your own ukulele melodies.

Chapter 4: Mastering Fingerpicking and Strumming

Fingerpicking and strumming are essential techniques for adding rhythm and texture to your ukulele playing. Let's explore some basic techniques:

Fingerpicking

- **Thumb roll:** Roll your thumb over the bass strings (4th and 5th).
- **Index finger plucking:** Pluck the higher strings (1st, 2nd, and 3rd) with your index finger.

- **Middle finger plucking:** Use your middle finger to add additional embellishments.

Strumming

- **Downstrokes:** Move your hand down across the strings.
- **Upstrokes:** Move your hand up across the strings.
- **Alternate strumming:** Alternate between downstrokes and upstrokes.
- **Rasgueado:** A rapid and rhythmic strumming technique.

Practice exercises:

- Practice fingerpicking patterns with different chords.
- Develop a steady and consistent strumming rhythm.
- Combine fingerpicking and strumming to create rich and dynamic ukulele arrangements.

Chapter 5: Applying Chords and Progressions in Real-World Scenarios

Now that you have mastered the fundamentals, let's explore how to apply your newfound knowledge in real-world scenarios:

Accompanying Melodies

Chords provide harmonic support for melodies. Practice accompanying simple melodies and gradually increase the complexity.

Songwriting

Chords and chord progressions are the backbone of songwriting. Use your knowledge to create your own ukulele songs.

Chord Melody


Combine chords and melodies into a single-note arrangement on the ukulele fretboard.

Ukulele Ensembles

Join ukulele groups or ensembles to collaborate with other ukulele players and explore new musical possibilities.

Mastering chords and chord progressions for the ukulele is a transformative journey that opens up a world of musical possibilities. Embrace the practice, explore the techniques, and let the ukulele become a vessel for your musical expression.

Remember, the ukulele is a lifelong companion that will reward your dedication with endless hours of joy and creativity. Keep strumming, keep fingerpicking, and keep exploring the enchanting realm of ukulele chords and progressions.



Mastering Chords and Chord Progressions for the Ukulele Vol. 2 by Brad Benefield

★★★★☆ 4 out of 5

Language : English

File size : 39666 KB


Screen Reader : Supported

Print length : 89 pages

FREE

DOWNLOAD E-BOOK





The Routledge Handbook of Feminist Peace Research: A Comprehensive Guide

The Routledge Handbook of Feminist Peace Research is a groundbreaking and comprehensive collection of essays that examines the intersections of...



Unveiling the Lyrical Mastery of Henri Cole's "Blizzard Poems"

In the realm of contemporary poetry, Henri Cole's "Blizzard Poems" stands as a testament to the transformative power of language and imagery. Through a...