


# How to Study in the USA: The Ultimate Guide for International Students

Studying in the USA is a dream for many international students. The United States has some of the best universities and colleges in the world, and a degree from a US institution can open doors to a successful career.



## Study Guide USA: How YOU can study in the U.S. - Part 2 (Study Guide USA - How YOU can study in the U.S.)

by Henry Hoffmann

★★★★☆ 4.8 out of 5

Language : English  
File size : 6856 KB  
Text-to-Speech : Enabled  
Enhanced typesetting : Enabled  
Word Wise : Enabled  
Print length : 48 pages  
Lending : Enabled  
Screen Reader : Supported



But studying in the USA can also be a daunting prospect. The process of applying to US schools, obtaining a student visa, and adjusting to life in a new country can be complex and challenging.

That's why we've put together this comprehensive guide for international students who want to study in the USA. We'll cover everything you need to know, from choosing a school and applying for a visa to finding housing and adjusting to life in the USA.

## Choosing a School

The first step in studying in the USA is choosing a school. There are over 4,000 colleges and universities in the USA, so it's important to do your research and find a school that's the right fit for you.

Here are some factors to consider when choosing a school:

- **Academic reputation:** What is the school's reputation in your field of study? Are its programs ranked highly?
- **Location:** Where is the school located? Do you want to live in a big city or a small town?
- **Size:** How big is the school? Do you want to attend a large university or a small college?
- **Cost:** How much does it cost to attend the school? Are there financial aid options available?
- **Student life:** What is the student life like at the school? Are there clubs and activities that you're interested in?

Once you've considered these factors, you can start narrowing down your choices. You can visit the schools' websites, attend virtual or in-person tours, and talk to current students to get a better sense of what each school is like.

## Applying to School

Once you've chosen a school, you'll need to apply for admission. The application process can vary from school to school, but there are some general steps that you'll need to follow:

1. **Create an account on the Common Application website.** The Common Application is a centralized application system that allows you to apply to multiple schools with a single application.
2. **Fill out the application form.** The application form will ask for basic information about yourself, your academic history, and your extracurricular activities.
3. **Submit your transcripts.** You'll need to submit official transcripts from all of your previous schools.
4. **Submit your test scores.** Most schools require you to submit standardized test scores, such as the SAT or ACT.
5. **Write essays.** Most schools require you to write one or more essays as part of your application. The essays should showcase your writing skills and give the admissions committee a sense of who you are as a person.
6. **Submit letters of recommendation.** You'll need to submit letters of recommendation from teachers, counselors, or other adults who can attest to your academic ability and character.
7. **Pay the application fee.** Most schools charge an application fee. The fee varies from school to school, but it's typically around \$50.

Once you've submitted your application, you'll need to wait for the school's decision. The decision process can take several weeks or even months. If you're accepted to a school, you'll receive a letter of acceptance in the mail.

## **Applying for a Student Visa**

If you're not a US citizen or permanent resident, you'll need to apply for a student visa in order to study in the USA. The most common type of student visa is the F-1 visa. To apply for an F-1 visa, you'll need to:

1. **Be accepted to a SEVP-certified school.** SEVP (Student and Exchange Visitor Program) is a US government program that certifies schools that are authorized to enroll international students.
2. **Pay the SEVIS fee.** The SEVIS fee is a \$350 fee that you'll need to pay before you can apply for a student visa.
3. **Complete the Form I-20.** The Form I-20 is a document that you'll need to submit with your visa application. The Form I-20 will be issued to you by your school after you've been accepted.
4. **Schedule a visa interview.** Once you've completed the Form I-20, you'll need to schedule a visa interview at a US embassy or consulate in your home country.
5. **Attend your visa interview.** At your visa interview, you'll be asked questions about your plans to study in the USA. You'll also need to submit your passport, Form I-20, and other supporting documents.

If your visa is approved, you'll receive a visa stamp in your passport. The visa stamp will allow you to enter the USA and study at your chosen school.

## **Costs of Studying in the USA**

Studying in the USA can be expensive, but there are ways to reduce the cost. Here are some tips:

- **Apply for financial aid.** Many US schools offer financial aid to international students. The types of financial aid available include scholarships, grants, and loans.
- **Work part-time.** International students are allowed to work part-time on campus. The money you earn can help offset the cost of tuition and living expenses.
- **Live on campus.** On-campus housing is typically cheaper than off-campus housing.
- **Cook your own meals.** Eating out can be expensive. Cooking your own meals can help you save money.
- **Use public transportation.** Public transportation is a more affordable way to get around than owning a car.


Here is a breakdown of the average costs of studying in the USA for international students:

<b>Cost</b>	<b>Amount</b>
Tuition and fees	\$25,000 - \$50,000 per year
Housing	\$10,000 - \$20,000 per year
Food	\$5,000 - \$10,000 per year
Transportation	\$1,000 - \$5,000 per year
Other expenses	\$5,000 - \$10,000 per year
<b>Total</b>	<b>\$46,000 - \$105,000 per year</b>

## Life in the USA

Adjusting to life in the USA can be challenging, but it's also an exciting opportunity to experience a new culture. Here are a few tips to help you adjust:

- **Be open to new experiences.** The USA is a diverse country with a lot to offer. Be open to trying new things and meeting new people.




### Study Guide USA: How YOU can study in the U.S. - Part 2 (Study Guide USA - How YOU can study in the U.S.)

by Henry Hoffmann

★★★★☆ 4.8 out of 5

Language : English  
File size : 6856 KB  
Text-to-Speech : Enabled  
Enhanced typesetting : Enabled  
Word Wise : Enabled  
Print length : 48 pages  
Lending : Enabled  
Screen Reader : Supported





## **The Routledge Handbook of Feminist Peace Research: A Comprehensive Guide**

The Routledge Handbook of Feminist Peace Research is a groundbreaking and comprehensive collection of essays that examines the intersections of...



## **Unveiling the Lyrical Mastery of Henri Cole's "Blizzard Poems"**

In the realm of contemporary poetry, Henri Cole's "Blizzard Poems" stands as a testament to the transformative power of language and imagery. Through a...