


## Exceptional Lace Elegance: Embark on a Delicate Journey with the Clematis Lace Centerpiece Filet Crochet Pattern



The Clematis Lace Centerpiece Filet Crochet Pattern beckons you to delve into the enchanting world of lacework, where graceful motifs and intricate patterns intertwine to create a breathtaking masterpiece. Whether you're an

experienced crocheter seeking a new challenge or a beginner yearning for a rewarding project, this pattern will guide you step-by-step towards a creation that will adorn your home with elegance and charm.



## Clematis Lace Centerpiece Filet Crochet Pattern: Complete Instructions and Chart by Claudia Botterweg

★★★★★ 5 out of 5

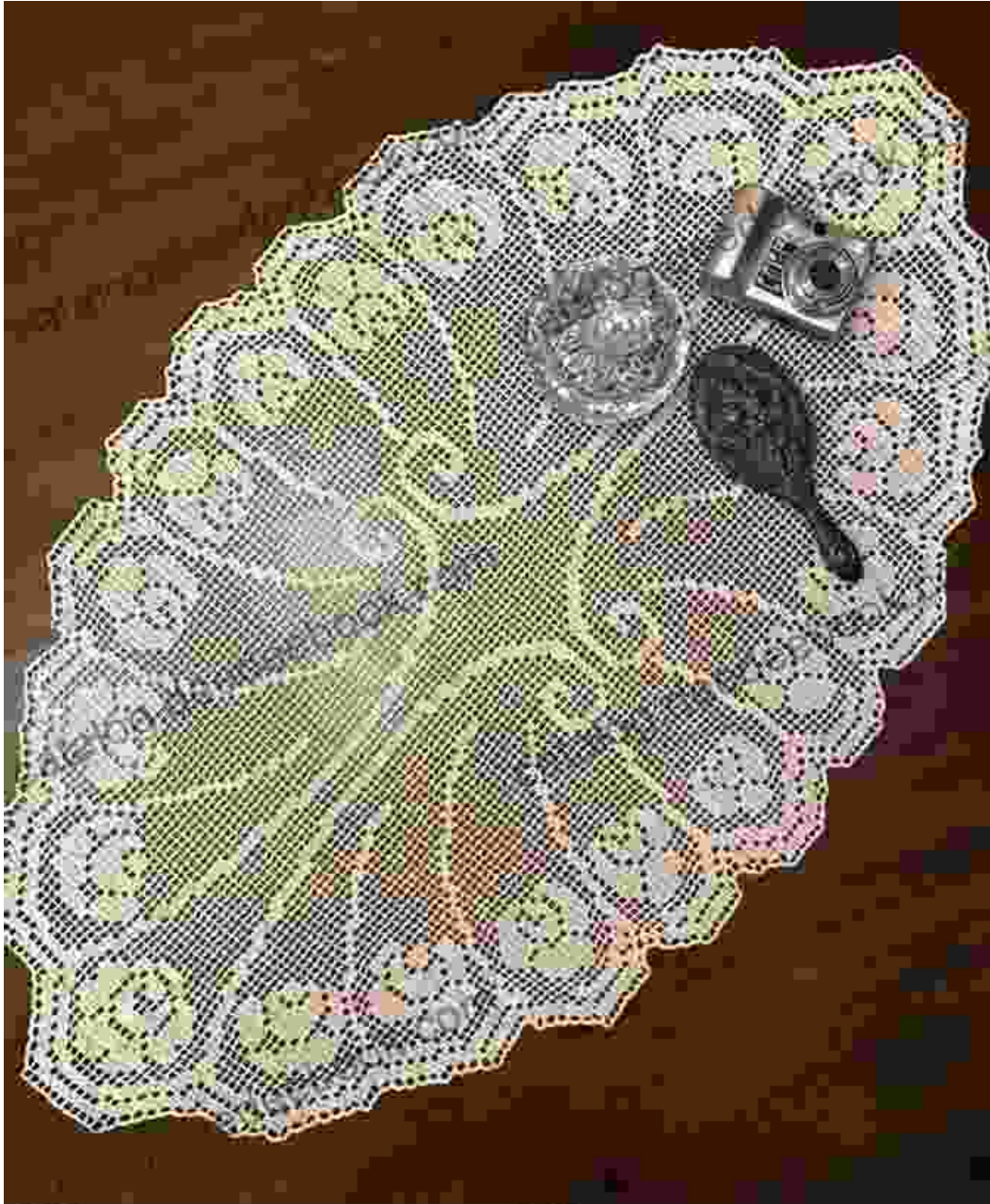
Language : English  
File size : 1870 KB  
Text-to-Speech : Enabled  
Enhanced typesetting : Enabled  
Lending : Enabled  
Screen Reader : Supported  
Print length : 24 pages



### The Allure of Filet Crochet

Filet crochet, an ancient technique dating back centuries, captivates with its ability to emulate delicate lacework using simple stitches. The foundation of this method lies in creating a grid of tiny squares, where filled squares are worked into solid blocks and empty squares form transparent voids. This interplay of positive and negative space gives rise to intricate patterns and designs.

### Unraveling the Clematis Lace Centerpiece Pattern



The Clematis Lace Centerpiece Filet Crochet Pattern presents a captivating visual symphony, featuring an array of captivating motifs:

- **Clematis Blooms:** Delicate sepals and petals gracefully unfurl, resembling the exquisite flowers that lend their name to this centerpiece.

- **Vine Tendrils:** Curlicue tendrils, reminiscent of a clematis vine, gracefully meander throughout the pattern, adding a touch of whimsy and movement.
- **Geometric Borders:** Intricate geometric borders frame the centerpiece, providing a subtle yet striking contrast to the floral motifs.

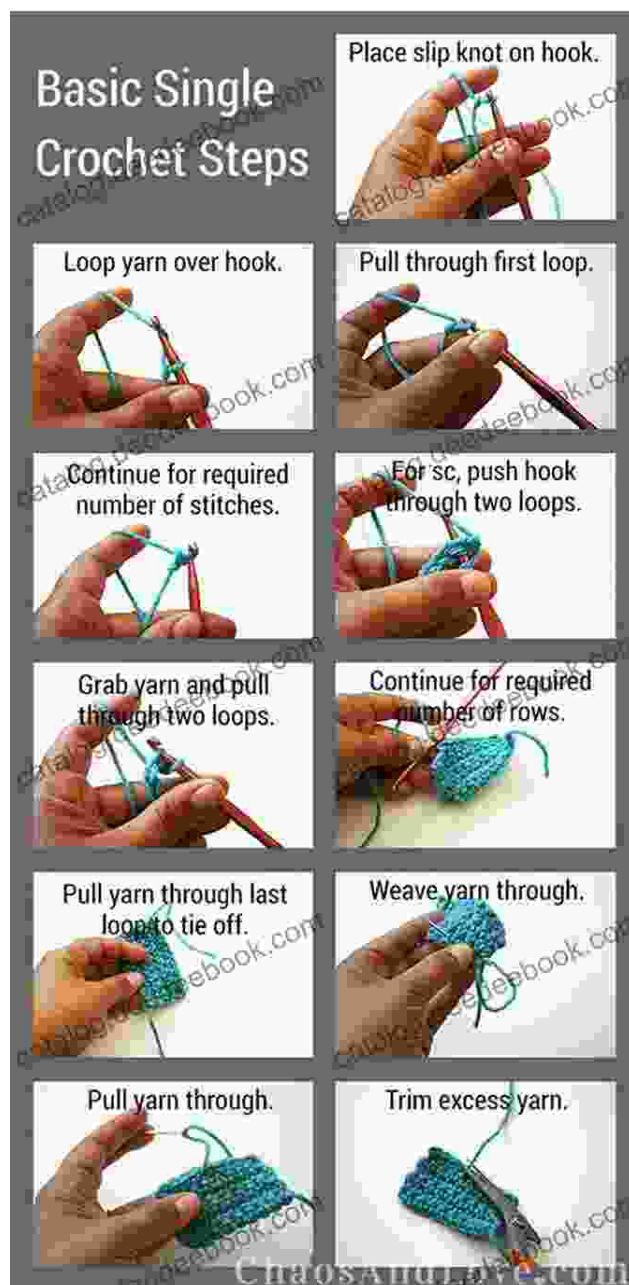
## **Materials Required**

To embark on this captivating crochet journey, gather the following materials:

- **Yarn:** Choose a fine-weight cotton or cotton blend yarn in a color that complements your décor.
- **Crochet Hook:** Select a hook size appropriate for your chosen yarn weight.
- **Scissors:** For trimming and finishing.
- **Yarn Needle:** For weaving in loose ends.

## **Step-by-Step Instructions**





The Clematis Lace Centerpiece Filet Crochet Pattern provides comprehensive, easy-to-follow instructions, guiding you through every stage of the crocheting process. Clear charts and detailed written explanations ensure that both experienced and novice crocheters can navigate this intricate pattern with ease.

### Customization Possibilities



While the pattern suggests a specific color palette, the beauty of filet crochet lies in its adaptability. Feel empowered to experiment with different yarn colors and weights to create a centerpiece that perfectly complements your unique style. You can also adjust the size of your centerpiece by adding or removing rows and motifs.

### **Endless Applications**

The exquisite Clematis Lace Centerpiece is not merely a decorative accent; it is a versatile piece that can be used in a myriad of ways:

- **Table Centerpiece:** Grace your dining table with the delicate charm of the Clematis Lace Centerpiece, creating a stunning centerpiece that elevates every meal.
- **Coffee Table Accent:** Adorn your coffee table with this intricate ly, adding a touch of elegance to your living room décor.
- **Wall Art:** Frame the Clematis Lace Centerpiece and hang it on your wall as a unique and captivating art piece.

The Clematis Lace Centerpiece Filet Crochet Pattern is an invitation to immerse yourself in the intricate artistry of lacework. Through its graceful motifs and delicate patterns, this project will bring forth a creation that will enhance the beauty of your home for years to come. Whether you're a seasoned crocheter or just starting your journey, the Clematis Lace Centerpiece Pattern promises an enriching and rewarding experience.



## Clematis Lace Centerpiece Filet Crochet Pattern: Complete Instructions and Chart by Claudia Botterweg

★★★★★ 5 out of 5

Language : English  
File size : 1870 KB  
Text-to-Speech : Enabled  
Enhanced typesetting : Enabled  
Lending : Enabled  
Screen Reader : Supported  
Print length : 24 pages





## The Routledge Handbook of Feminist Peace Research: A Comprehensive Guide

The Routledge Handbook of Feminist Peace Research is a groundbreaking and comprehensive collection of essays that examines the intersections of...



## Unveiling the Lyrical Mastery of Henri Cole's "Blizzard Poems"

In the realm of contemporary poetry, Henri Cole's "Blizzard Poems" stands as a testament to the transformative power of language and imagery. Through a...