


Delicate Beauty: Exploring the Intricacies of Daffodil Lace Curtain Filet Crochet Pattern



: A Timeless Tradition

Filet crochet, an age-old technique that has captivated generations of crafters, is renowned for its intricate patterns and delicate openwork.

Among its many alluring designs, the daffodil lace curtain filet crochet pattern stands out as a masterpiece of floral elegance. This pattern, with its intricate blooms and cascading vines, evokes the ethereal charm of spring, bringing a touch of nature's beauty into the home.



Daffodil Lace Curtain Filet Crochet Pattern

by Claudia Botterweg

★★★★☆ 4.8 out of 5

Language : English

File size : 2706 KB

Text-to-Speech : Enabled

Enhanced typesetting : Enabled

Print length : 50 pages

Lending : Enabled

Screen Reader : Supported



Delving into the Pattern: A Symphony of Stitches

The daffodil lace curtain filet crochet pattern is a testament to the artistry of its creator, with each stitch meticulously placed to create a symphony of textures and forms. The pattern begins with a foundation row of double crochet stitches, upon which a grid of open spaces is created using single crochet and chain stitches. This grid forms the canvas for the intricate floral motifs that will adorn the curtain.

The daffodils themselves, the focal point of the pattern, are meticulously crafted with a combination of double crochet and treble crochet stitches. Each petal is shaped with precision, creating a realistic and lifelike representation of the beloved spring flower. The stems and leaves,

rendered in delicate chain stitches, intertwine gracefully around the daffodils, adding a touch of movement and vitality to the design.

The Art of Filet Crochet: A Skill to Master

While the daffodil lace curtain filet crochet pattern may appear daunting at first glance, it is a rewarding project that can be enjoyed by crocheters of all skill levels. The key to mastering filet crochet lies in understanding the basic principles of the technique.

Filet crochet patterns are typically worked in rows, with each row consisting of a series of double crochet stitches and open spaces. The open spaces are created by alternating between single crochet and chain stitches. By carefully following the pattern chart, crocheters can create intricate designs by varying the placement of these stitches.

Embarking on Your Daffodil Lace Curtain Adventure

To embark on your daffodil lace curtain filet crochet journey, you will need a few essential materials:

- Fine crochet thread in white or a light color
- A crochet hook suitable for the thread you have chosen
- A pattern chart for the daffodil lace curtain
- Scissors
- A tapestry needle for weaving in loose ends

Once you have gathered your materials, find a comfortable spot and prepare to be captivated by the beauty of filet crochet. Carefully follow the

pattern chart, paying close attention to the placement of each stitch. As you work through the rows, the daffodils will gradually emerge, their delicate petals and graceful stems taking shape.

Blocking Your Masterpiece: Enhancing the Beauty

Once your daffodil lace curtain is complete, it is essential to block it to enhance its beauty and preserve its shape. Blocking involves gently stretching the curtain and pinning it to a flat surface to dry. This process helps to even out the tension of the stitches and gives the curtain a crisp and professional finish.

Adorning Your Home with Spring's Essence


With your daffodil lace curtain filet crochet masterpiece complete, it is time to adorn your home with its ethereal charm. The delicate openwork will allow sunlight to filter through, casting a warm and inviting glow upon your living space. The daffodils, suspended in mid-air, will evoke the freshness and beauty of spring, bringing a touch of nature's allure indoors.

: A Timeless Treasure


The daffodil lace curtain filet crochet pattern is a true testament to the enduring beauty of handmade crafts. With its intricate floral motifs and delicate openwork, this pattern is a timeless treasure that will add a touch of elegance and charm to any home. Whether you are a seasoned crocheter or a novice eager to embrace a new challenge, the daffodil lace curtain filet crochet pattern is an invitation to explore the artistry and creativity that lies within you.

Daffodil Lace Curtain Filet Crochet Pattern

by Claudia Botterweg



★ ★ ★ ★ ☆ 4.8 out of 5
Language : English
File size : 2706 KB
Text-to-Speech : Enabled
Enhanced typesetting: Enabled
Print length : 50 pages
Lending : Enabled
Screen Reader : Supported



The Routledge Handbook of Feminist Peace Research: A Comprehensive Guide

The Routledge Handbook of Feminist Peace Research is a groundbreaking and comprehensive collection of essays that examines the intersections of...



Unveiling the Lyrical Mastery of Henri Cole's "Blizzard Poems"

In the realm of contemporary poetry, Henri Cole's "Blizzard Poems" stands as a testament to the transformative power of language and imagery. Through a...